



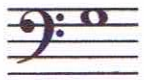









46

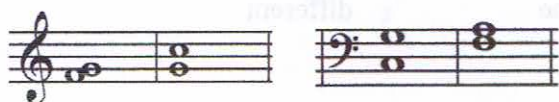
Level A Practice Exam 2009-10 IMTA District Piano Auditions

Theory Committee: Cyndie Caruth, Lois Nassen, Lois Vander Zee, Tim LaFleur, Chair










Questions 1. – 12. Circle the correct answer.


1. 
 1. treble staff
 2. bass staff
 3. grand staff
2. 
 1. time signature
 2. key signature
 3. grand staff
3. 
 1. raise a pitch 1/2 step
 2. cancel sharp or flat
 3. lower a pitch 1/2 step
4. 
 1. raise a pitch 1/2 step
 2. cancel sharp or flat
 3. lower a pitch 1/2 step
5. 
 1. C
 2. G
 3. A
6. 
 1. E
 2. G
 3. F
7. 
 1. Whole note
 2. Half rest
 3. Whole rest
8. 
 1. F
 2. A
 3. G
9. 
 1. repeat sign
 2. double bar
 3. bar line
10. 
 1. Key of F
 2. Key of G
 3. Key of C
11. 
 1. Key of F
 2. Key of G
 3. Key of C
12. 
 1. Key of F
 2. Key of G
 3. Key of C

Questions 13. – 16. Write the intervals in the blank below each note. (2 3 4 5)



13. ____ 14. ____ 15. ____ 16. ____

17. **G Major scale:**
 1. G A B C D E F G
 2. G A B^b C D E F G
 3. G A B C D E F[#] G
18. **Major scale:**
 1. W W H W H H W
 2. W W H W W W H
 3. W H W W H 1 1/2 H
19. *ritardando*
 1. go back to the beginning
 2. return to original speed
 3. gradually slower
20. 
 1. hold or fermata
 2. return to original speed
 3. gradually slower
21. *legato*
 1. staccato
 2. hold or fermata
 3. smooth
22. 
 1. 4 beats in each measure
 2. quarter note gets 4 beats
 3. 2 beats in each measure
 4. half note gets 4 counts
23. 
 1. 1 count in 4/4 time
 2. 2 counts in 4/4 time
 3. 3 counts in 4/4 time
 4. 4 counts in 4/4 time
24. 
 1. 1 count in 4/4 time
 2. 2 counts in 4/4 time
 3. 3 counts in 4/4 time
 4. 4 counts in 4/4 time
25. 
 1. Interval of a 2nd
 2. Interval of a 4th
 3. Interval of a 3rd
26. 
 1. whole note
 2. half note
 3. quarter note
27. 
 1. quarter rest
 2. half rest
 3. whole rest
28. 
 1. smooth
 2. detached
 3. forte
29. *8^{va}*
 1. go back to the beginning
 2. gradually slower
 3. one octave higher or lower
30. 
 1. slowly
 2. crescendo
 3. diminuendo

31.  1. go back to the beginning
2. detached
3. hold, pause


32. *mp* 1. very soft
2. moderately soft
3. moderately loud


33. *fine* 1. the end
2. hold, pause
3. go back to the beginning


34. *f* 1. loud
2. soft
3. ending

35. G[#] to A 1. half step
2. whole step


36. C to D 1. half step
2. whole step

37.  1. bar line
2. double bar
3. ending

38.  1. stem
2. notehood
3. flag
4. beam

39.  1. flat
2. sharp
3. natural

40. Are these two groups of notes exactly one octave apart?
1. yes
2. no





A LEVEL EAR TRAINING

Upon completion, you may ask to hear any example a third time.

Questions 41. – 50. Circle the correct answer.

- | | | | | |
|---|-----------------|-----------------|-----------------|-----------------|
| 41. Is this music in a major or minor key? | Major | minor | | |
| 42. Is this triad major or minor? | Major | minor | | |
| 43. Are these two notes a step or a skip apart? | Step | Skip | | |
| 44. What is the interval between these two notes? | 2 nd | 3 rd | 4 th | 5 th |
| 45. What is the interval between these two notes? | 2 nd | 3 rd | 4 th | 5 th |
| 46. Circle the correct rhythm pattern: | | | | |

46. Circle the correct rhythm pattern:

- a. 
- b. 

47. Does the melody move up, down or stay the same?

1. up 2. down 3. stays the same

48. Are these two rhythms the same or different? same different

49. Are the notes of this piece played legato or staccato? legato staccato

50. Which scale is the MAJOR scale? 1st scale 2nd scale